

## Cube MX230-CB AMBER EXTREME



### 4 in 1 functionality

White and amber position lights, LED high beam and an ultimate LED boost mode



### See and be seen with OSRAM

Up to 515 m long beam with boost function



### Combo beam pattern

Designed for both: far-field and near-field illumination



### IP & IK protection classes

Tested and validated in a DIN-certified environmental simulation laboratory



Powerful light output meets striking design – built for all terrains and demanding conditions

The OSRAM LEDriving Cube MX230-CB AMBER EXTREME redefines performance and design in one powerful lighting solution. Featuring a combo beam for both near-field and far-field illumination, it delivers an impressive light beam of up to 515m in boost mode. With a light output of up to 10.000 effective lumens, it ensures maximum visibility in even the most demanding environments. Its innovative 4-in-1 setup combines high beam, amber and white position lights, plus a boost function – offering maximum flexibility in all weather and light conditions. The distinctive amber light signature goes beyond functionality – it's a confident design statement for drivers who value both performance and design.

Tested to the toughest standards, it features IP6K8 and IP6K9K protection classes, a shatterproof polycarbonate lens, and an aluminium die-cast housing – all compact, robust, and ready for any challenge. Whether on-road or off-road, the Multifunctional Series is an effective and efficient addition to your vehicle. They can be attached to cars, trucks, agricultural machinery, commercial vehicles, construction vehicles, caravans, off-road vehicles and quads<sup>1)</sup>. OSRAM provides a 5-year guarantee on these products<sup>2)</sup>.

## Product family datasheet

### Technical data

Product description	Electrical Data			Photometric Data	Lifetime Data
	Nominal voltage	Nominal wattage	Test voltage	Nominal luminous flux	Lifespan Tc
Cube MX230-CB AMBER EXTREME <sup>1)</sup>	12/24 V	179 W	13.5 V	3100 lm (HB) / 10000 (Boost) lm	5000 hr




Product description	Environmental & Regulatory Information according Art. 33 of EU Regulation (EC) 1907/2006 (REACH)
Cube MX230-CB AMBER EXTREME <sup>1)</sup>	Declaration No. in SCIP database
Cube MX230-CB AMBER EXTREME <sup>1)</sup>	In work

<sup>1)</sup> Beam Pattern: Combo

## Product family datasheet

---

### Download Data

File	
	User instruction GPRS_Safety symbols instructions
	User instruction LEDriving CUBE MX230-CB AMBER EXTREME
	Product movie Working and Driving Lights Amarok Winter

#### Советы по безопасности

For detailed application information, please refer to the product data sheet and the user instruction

#### Соответствие стандартам

1) OSRAM LEDriving Driving Lights are approved according to ECE regulations and may therefore be installed and operated on public roads. Please note: The light functions boost mode and amber position light do not have ECE approval and must not be used on public roads. In addition, individual special regulations, and laws of countries outside Germany must be observed2) For precise conditions refer to: [www.osram.com/am-guarantee](http://www.osram.com/am-guarantee)

#### Application advice

For more detailed application information and graphics please see product datasheet.

#### Disclaimer

Subject to change without notice. Errors and omission excepted. Always make sure to use the most recent release.