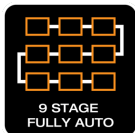


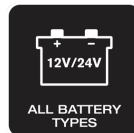
Данные о продуктовой линейке

BATTERYcharge 1010



9-stage charging cycle

For easy charging of Lead Acid / AGM batteries



12V / 24V compatible

Suitable for vehicles from 12V to 24V, thus for most motorbikes, cars and vans



Start/Stop compatible

Suitable for vehicles with Start/Stop system



Reliable, intelligent charging made simple

Discover the Next Generation of Smart Charging – BATTERYcharge 10A.

Meet BATTERYcharge 10A, OSRAM's most advanced smart battery charger, designed to keep you moving with confidence. With up to 10A charging power, this intelligent device works with 12V and 24V systems, making it usable for many cars, vans, and even commercial vehicles.

Thanks to its 9-stage charging process for Lead Acid batteries and dedicated 7-stage cycle for Lithium, BATTERYcharge ensures your battery gets the care it deserves. The built-in repair mode helps restore battery health, while the alternator test diagnoses charging issues before they become problems.

Enjoy real-time monitoring on the bright color LCD display, and take advantage of extra-long cables for easy access in any engine bay. Once your battery is charged, BATTERYcharge automatically switches to maintenance mode, so you're always ready to go. Rated IP65, it's built to perform in different conditions.

Whether you're tackling a battery swap, maintaining a fleet, or just want peace of mind, BATTERYcharge 10A is the ultimate solution for modern drivers.


Данные о продуктовой линейке

Technical data

Описание продукта	Нормативная и природоохранная информация Information according Art. 33 of EU Regulation (EC) 1907/2006 (REACH) Номер декларации в базе данных SCIP
BATTERY charge 1005	В работе

Данные о продуктовой линейке

Загрузка данных

Файл	
	User instruction GPRS_Инструкции по символам безопасности

Рекомендации по применению

Для получения дополнительной информации и изображения продукции, пожалуйста, ознакомьтесь с инструкцией.

Примечание

В заказ могут быть внесены изменения без предварительного уведомления. Проверьте информацию на наличие ошибок. Убедитесь, что информация актуальна.