

Heavy Duty Mounting Kit PX



Heavy Duty mounting Kit

Particularly strong and resistant bracket for the installation of the LEDriving working lights Professional Series PX



Easy Installation

The bracket can be fixed to the vehicle with two screws



Matrix Portfolio

Suitable for all PX working lights. Therefore, a vehicle-specific lighting set-up can be put together individually. Mix & match. Vary and combine



5-year OSRAM guarantee

OSRAM products are innovative and technologically high-quality products that are carefully tested and subject to the strict monitoring undertaken by the OSRAM quality assurance system



Professional light for professional work

With the OSRAM LEDriving Professional Series PX working lights portfolio, it is now possible to find exactly the right lighting for a wide range of special professional tasks and applications. Additionally, they can be mounted in three different ways: Direct mounting, flexible standard mounting, and heavy-duty mounting. OSRAM has developed specially designed mounting kits and a cable with DT-connector. The LEDriving Heavy Duty Mounting Kit PX is compatible with all OSRAM LEDriving working lights of the Professional Series PX. It can be mounted to the vehicle with only two screws, it is quick and easy to mount, and this also allows a faster and easier installation of the LEDriving working lights Professional Series (PX). All components of the mounting kit are made of stainless steel, it has a vibration resistance of at least 12g rms and is therefore specially designed for use on heavy-duty vehicles and is particularly robust and resistant. In addition, the bracket can be adjusted to a tilt angle of up to +/- 30 degrees to direct the light of the working lights where it is needed. OSRAM provides a 5-year guarantee on these products¹⁾²⁾

1) Additional working lights without ECE approval for use as work lights are approved for use on any vehicle according to German Road Traffic Licensing Regulations (StVZO) §52 (7). However, they must not be used and switched on while driving. In addition, individual special regulations, and laws of countries outside Germany must be observed.

2) For precise conditions refer to: www.osram.com/am-guarantee

Product family datasheet







Technical data

Product description	Environmental & Regulatory Information Information according Art. 33 of EU Regulation (EC) 1907/2006 (REACH)			
	Primary article identifier	Candidate list substance 1	CAS No. of substance 1	Safe use instruction
Heavy Duty Mounting Kit PX LEDPWL ACC 102	4062172294782	Lead	7439-92-1	The identification of the Candidate List substance is sufficient to allow safe use of the article.

Product description	Declaration no. in SCIP database
Heavy Duty Mounting Kit PX LEDPWL ACC 102	ee8e900-f0f3-42b9- b7b1-0088b2fa51e9

Product family datasheet

Download Data

File	
	User instruction LEDriving PROFESSIONAL WORKING LIGHTS
	User instruction GPRS_Safety symbols instructions
	Movie application LEDriving D and W Image Video Bringing light to life (EN)
	Movie application LEDriving Driving and Working Lights Reference Video (EN)
	Movie application OSRAM LEDdriving and working lights Imagefilm (EN)
	Movie application OSRAM Quality Testing LEDriving working and driving lights (EN)

Safety advice

For detailed application information, please refer to the product data sheet and the user instruction

Legal advice

1) Additional working lights without ECE approval for use as work lights are approved for use on any vehicle according to German Road Traffic Licensing Regulations (StVZO) §52 (7). However, they must not be used and switched on while driving. In addition, individual special regulations, and laws of countries outside Germany must be observed.2)For precise conditions refer to: www.osram.com/am-guarantee

Application advice

For more detailed application information and graphics please see product datasheet.

Disclaimer

Subject to change without notice. Errors and omission excepted. Always make sure to use the most recent release.